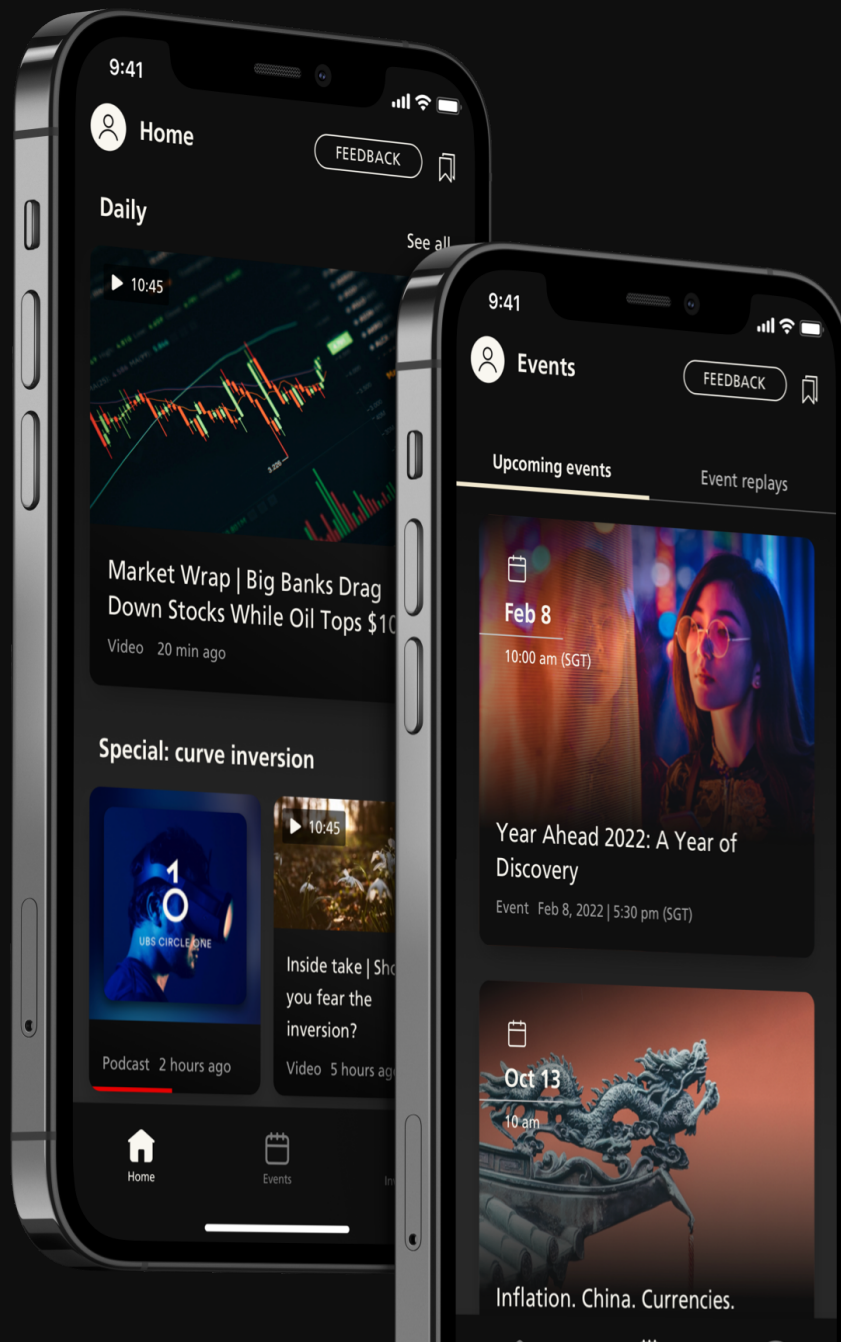


The global ecosystem for investing

Starting Guide

UBS Access App already configured



Get started

Already on Access App?

1 Download App

Simply **Scan the QR code** or **Click on the Link** to download the UBS Circle One app on your mobile device



and

DOWNLOAD & INSTALL

2 Open Circle One App

Key in your 8-digit **Digital Banking contract number**.

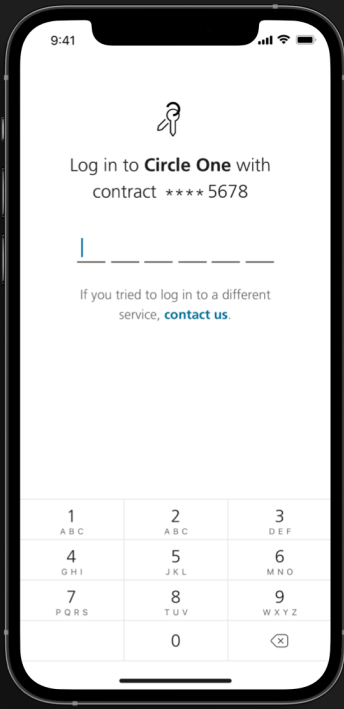
Select **Login with Access App** to be redirected to your Access App.

If you have forgotten your contract number, reach out to your client advisor or the hotline on page 3 for assistance.



3 Access App starts

The UBS Access App starts automatically

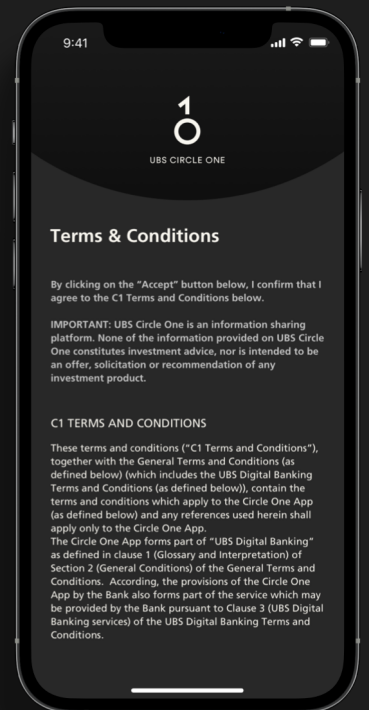


4 Login Access App

Log in to your Access App with your **biometrics** or **6-digit alpha-numeric pin**.

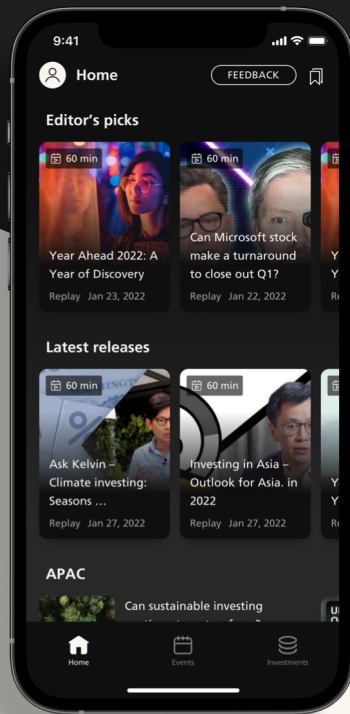
5 Terms & Conditions

Upon successful Access App login, you will be redirected to your UBS Circle One app. Read and accept the **Terms & Conditions** of UBS Circle One.



6 You're all set!

Welcome to UBS Circle One, **start exploring** the daily content, investment ideas, and events.



UBS Digital Banking Hotline

Singapore: +65-6495 8333

Hong Kong: +852-2971 7111

Available Monday – Friday: 7am - 8pm | Saturday 9am - 5pm (SGT/HKT)