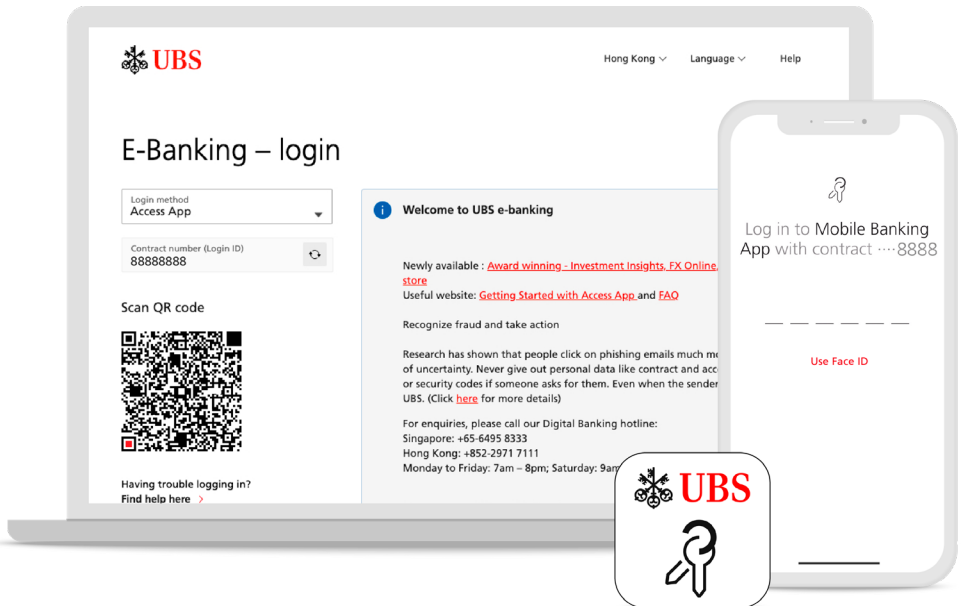




Get activated on the Access App

via an **Activation Letter**.



The **Access App** is a login key with multiple uses for various digital functions that complete your digital banking experience.

Follow the steps below to activate your Access App via an Activation Letter.

1 Do you have a contract number?

A contract number is required to proceed with the activation.

Before proceeding, have your contract number ready. If you do not have it, please call the UBS Digital Banking hotline at Singapore: +65-6495 8333 or Hong Kong: +852-2971 7111.

2 Do you have the Access App installed on your mobile device?


You will need the Access App to proceed with the next steps.

a Yes

You may proceed to step 3.

b No

Install the Access App from your mobile device's app store.

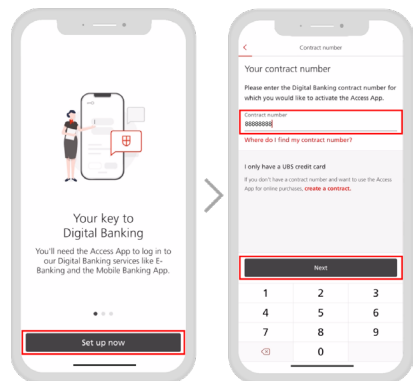


> [Download for iOS and Android](#) > [Huawei AppGallery download guide](#)

3 Request for Activation Letter.

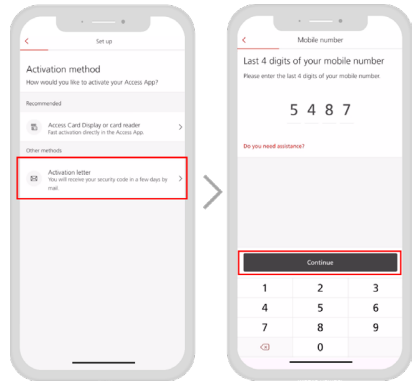
You need to request your Activation Letter to proceed to the next phase of the Access App activation.

1. Launch the Access App on your mobile device and select "Set up now".
2. Key in your contract number, and select "Next".



3. Select "Activation letter" under Other methods.
4. Then, input the last four digits of your registered mobile number and select "Continue".

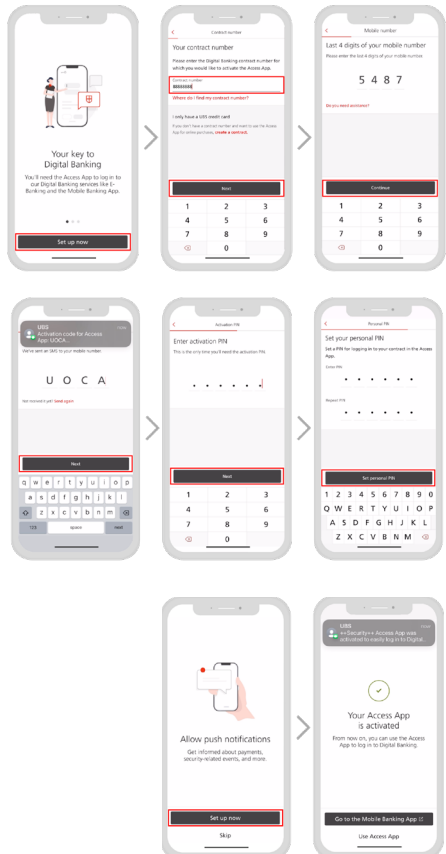
You should receive the Activation Letter via mail in the next few days.



4 Access App activation.

After receiving your Activation Letter, follow these steps to complete the activation.

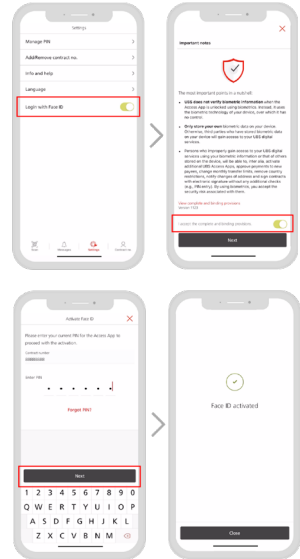
1. Open the Access App and select "Set up now".
2. Input the contract number. Then, select "Next".
3. Input the last four digits of your registered mobile number and select "Continue".
4. After, you will receive an SMS code. Input the SMS code in the blanks.
5. Input the PIN enclosed in the Activation Letter.
6. Set up a login PIN* for logging in to your contract in the Access App. *PIN must be alphanumeric, with at least one number and one letter.
7. Enable push notifications to learn the latest security-related events and confirmations first-hand.
8. Your Access App is successfully activated.



5 Activate biometric login.

The Access App is now activated. For a secure and convenient login moving forward, enable biometric login.

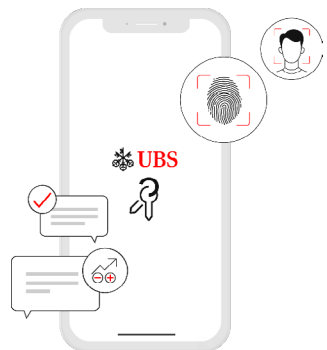
1. Launch the Access App and select "Settings". For iOS, switch on "Login with Face ID"; for Android, switch on "Biometrics".
2. Review the notes. Toggle the button to acknowledge the complete provisions, then select "Next".
3. Enter the PIN you use to log in to your Access App.
4. Your biometrics has been activated.



6 Your Access App is now ready to use.

If you need assistance, contact the UBS Digital Banking hotline.

Singapore: +65-6495 8333
Hong Kong: +852-2971 7111
Monday to Friday: 7am - 8pm;
Saturday: 9am - 5pm





[> Learn more about Access App activation.](#)

This material has no regard to the specific investment objectives, financial situation or particular needs of any specific recipient and is published solely for information purposes. No representation or warranty, either express or implied is provided in relation to the accuracy, completeness or reliability of the information contained herein, nor is it intended to be a complete statement or summary of the developments referred to in this material. This material does not constitute an offer to sell or a solicitation to offer to buy or sell any securities or investment instruments, to effect any transactions or to conclude any legal act of any kind whatsoever. Nothing herein shall limit or restrict the particular terms of any specific offering. No offer of any interest in any product will be made in any jurisdiction in which the offer, solicitation or sale is not permitted, or to any person to whom it is unlawful to make such offer, solicitation or sale. Not all products and services are available to citizens or residents of all countries. Any opinions expressed in this material are subject to change without notice and may differ or be contrary to opinions expressed by other business areas or divisions of UBS AG or its affiliates ("UBS") as a result of using different assumptions and criteria. UBS is under no obligation to update or keep current the information contained herein. Any charts and scenarios are for illustrative purposes only. Historical performance is no guarantee for and is not an indication of future performance. Neither UBS AG nor any of its affiliates, directors, employees or agents accepts any liability for any loss or damage arising out of the use of all or any part of this material. UBS specifically prohibits the redistribution or reproduction of this material in whole or in part without the prior written permission of UBS, and UBS accepts no liability whatsoever for the actions of third parties in this respect.

All pictures or images ("images") herein are for illustrative, informative or documentary purposes only, in support of subject analysis and research. Images may depict objects or elements which are protected by third party copyright, trademarks and other intellectual property rights. Unless expressly stated, no relationship, association, sponsorship or endorsement is suggested or implied between UBS and these third parties.

© UBS 2024. The key symbol and UBS are among the registered and unregistered trademarks of UBS. All rights reserved.

UBS AG, Singapore Branch (UEN S98FC5560C) or, as the case may be, Hong Kong Branch, incorporated in Switzerland with limited liability.

Information is accurate as of 12 April 2024.

